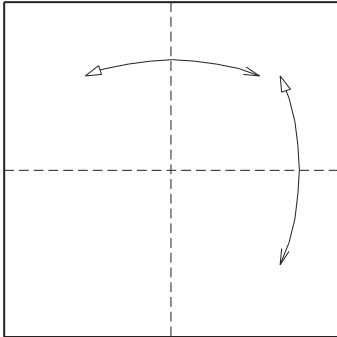
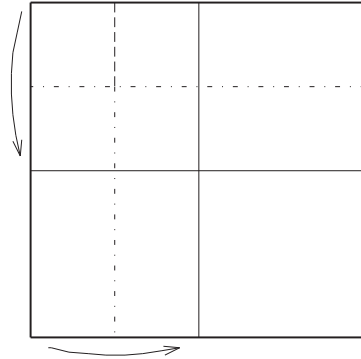


23 The “easy” regular heptagon and the regular 14-gon

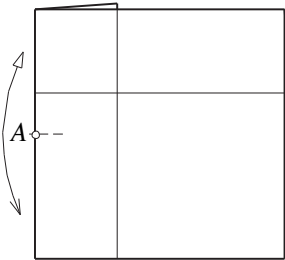
MODEL X EASY REGULAR HEPTAGON



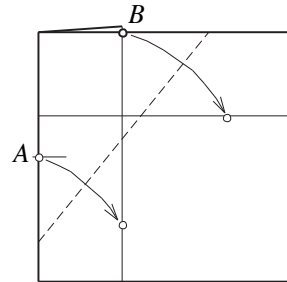
1] fold and unfold twice



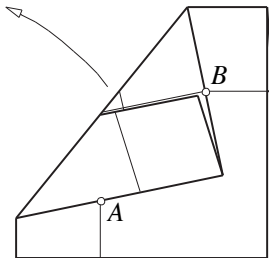
2] fold back twice



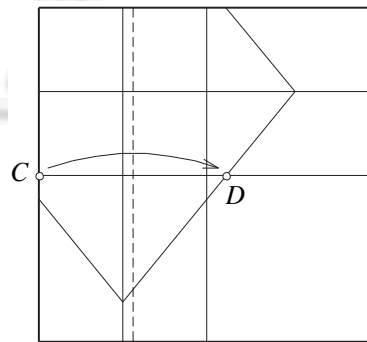
3] fold and unfold, making a crease mark at point A (bisecting the side)



4] fold such that A and B come to lie on the creases



5] unfold everything



6] fold C to D